



# METRIC SNAKE EYES®



## PAN HEAD/MACHINE SCREWS

DIN 85, 18-8 STAINLESS STEEL

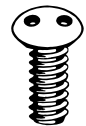
| DIAMETER  | LENGTH | PART NO. | PRICE CODE | DRIVER SIZE |
|-----------|--------|----------|------------|-------------|
| <b>M3</b> | 6      | 1.M36PS  | B4         | <b>4</b>    |
|           | 8      | 1.M38PS  | B4         |             |
|           | 10     | 1.M310PS | B4         |             |
|           | 12     | 1.M312PS | B4         |             |
|           | 16     | 1.M316PS | B4         |             |
|           | 20     | 1M320PS  | B4         |             |

| DIAMETER    | LENGTH | PART NO.  | PRICE CODE | DRIVER SIZE |
|-------------|--------|-----------|------------|-------------|
| <b>M3.5</b> | 6      | 1.M356PS  | B6         | <b>6</b>    |
|             | 12     | 1.M3512PS | B6         |             |

| DIAMETER  | LENGTH | PART NO. | PRICE CODE | DRIVER SIZE |
|-----------|--------|----------|------------|-------------|
| <b>M4</b> | 5      | 1.M45PS  | B6         | <b>8</b>    |
|           | 6      | 1.M46PS  | B6         |             |
|           | 10     | 1.M410PS | B6         |             |
|           | 12     | 1.M412PS | B6         |             |
|           | 16     | 1.M416PS | B6         |             |
|           | 20     | 1.M420PS | B6         |             |
|           | 25     | 1.M425PS | B6         |             |

| DIAMETER  | LENGTH | PART NO. | PRICE CODE | DRIVER SIZE |
|-----------|--------|----------|------------|-------------|
| <b>M5</b> | 12     | 1.M512PS | B8         | <b>10</b>   |
|           | 16     | 1.M516PS | B8         |             |
|           | 20     | 1.M520PS | B8         |             |
|           | 25     | 1.M525PS | B8         |             |
|           | 30     | 1.M530PS | B8         |             |

| DIAMETER  | LENGTH | PART NO. | PRICE CODE | DRIVER SIZE |
|-----------|--------|----------|------------|-------------|
| <b>M6</b> | 12     | 1.M612PS | C6         | <b>1/4</b>  |
|           | 14     | 1.M614PS | C6         |             |
|           | 16     | 1.M616PS | C6         |             |
|           | 20     | 1.M620PS | C6         |             |
|           | 25     | 1.M625PS | C6         |             |
|           | 30     | 1.M630PS | C8         |             |
|           | 40     | 1.M640PS | D1         |             |



## OVAL HEAD/MACHINE SCREWS

DIN 964, 18-8 STAINLESS STEEL

| DIAMETER    | LENGTH | PART NO.  | PRICE CODE | DRIVER SIZE |
|-------------|--------|-----------|------------|-------------|
| <b>M3.5</b> | 10     | 1.M3510OS | B6         | <b>6</b>    |
|             | 12     | 1.M3512OS | B6         |             |
|             | 20     | 1.M3520OS | B6         |             |
|             | 25     | 1.M3525OS | B6         |             |
|             | 30     | 1.M3530OS | B6         |             |
|             | 50     | 1.M3550OS | C1         |             |



## FLAT HEAD/MACHINE SCREWS

DIN 963, 18-8 STAINLESS STEEL

| DIAMETER  | LENGTH   | PART NO. | PRICE CODE | DRIVER SIZE |
|-----------|----------|----------|------------|-------------|
| <b>M3</b> | 6        | 1.M36FS  | B4         | <b>4</b>    |
|           | 8        | 1.M38FS  | B4         |             |
|           | 10       | 1.M310FS | B4         |             |
|           | 12       | 1.M312FS | B4         |             |
|           | 16       | 1.M316FS | B4         |             |
|           | 25       | 1.M325FS | B8         |             |
| 30        | 1.M330FS | B8       |            |             |

| DIAMETER  | LENGTH   | PART NO. | PRICE CODE | DRIVER SIZE |
|-----------|----------|----------|------------|-------------|
| <b>M4</b> | 8        | 1.M48FS  | B6         | <b>8</b>    |
|           | 10       | 1.M410FS | B6         |             |
|           | 12       | 1.M412FS | B6         |             |
|           | 16       | 1.M416FS | B6         |             |
|           | 20       | 1.M420FS | B6         |             |
|           | 25       | 1.M425FS | B6         |             |
|           | 35       | 1.M435FS | B8         |             |
| 50        | 1.M450FS | C1       |            |             |

| DIAMETER  | LENGTH   | PART NO. | PRICE CODE | DRIVER SIZE |
|-----------|----------|----------|------------|-------------|
| <b>M5</b> | 12       | 1.M512FS | B8         | <b>10</b>   |
|           | 16       | 1.M516FS | B8         |             |
|           | 20       | 1.M520FS | B8         |             |
|           | 25       | 1.M525FS | B8         |             |
|           | 30       | 1.M530FS | C1         |             |
| 35        | 1.M535FS | C6       |            |             |

| DIAMETER  | LENGTH | PART NO. | PRICE CODE | DRIVER SIZE |
|-----------|--------|----------|------------|-------------|
| <b>M6</b> | 12     | 1.M612FS | C6         | <b>1/4</b>  |
|           | 16     | 1.M616FS | C6         |             |
|           | 20     | 1.M620FS | C6         |             |
|           | 25     | 1.M625FS | C6         |             |
|           | 30     | 1.M630FS | C8         |             |
|           | 40     | 1.M640FS | D1         |             |

# METRIC PHILLIPS



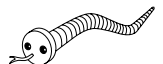
## PHILLIPS PIN-HEAD SECURITY SCREWS

AVAILABLE UPON REQUEST

Sizes M3.5 Diameter to M6, in Pan Head (DIN 7985) and Flat Heads (DIN 65). Consult your salesperson.



Manufacturers of Snake Eyes®



**ALL PRICES PER 100**

See page 29 for matching tools.

**TAMPERPROOF**  
SCREW CO., INC. OF NEW YORK

TO ORDER CALL 516-931-1616 OR FAX 516-931-1654



## METRIC CONVERSION

Any of our Sheet Metal Screws can be interchanged with a Metric equivalent. To determine size, consult the following chart.

| DIAMETER (METRIC* TO AMERICAN) |   |                   |
|--------------------------------|---|-------------------|
| Metric 2.9                     | = | # 4 U.S. Standard |
| Metric 3.5                     | = | # 6 U.S. Standard |
| Metric 4.2                     | = | # 8 U.S. Standard |
| Metric 4.8                     | = | #10 U.S. Standard |
| Metric 5.5                     | = | #12 U.S. Standard |
| Metric 6.3                     | = | #14 U.S. Standard |

| LENGTHS (MILLIMETERS* TO INCHES) |   |        |
|----------------------------------|---|--------|
| 13 mm                            | = | 1/2"   |
| 19 mm                            | = | 3/4"   |
| 25 mm                            | = | 1"     |
| 32 mm                            | = | 1-1/4" |
| 38 mm                            | = | 1-1/2" |
| 50 mm                            | = | 2"     |
| 75 mm                            | = | 3"     |

\*NOTE: Dimensions are approximate



## BUTTON HEAD/MACHINE SCREW

IFI STANDARDS  
1 8 - 8 STAINLESS STEEL

| DIAMETER  | LENGTH | PART NO. | PRICE CODE | DRIVER SIZE |
|-----------|--------|----------|------------|-------------|
| <b>M3</b> | 10     | 4.M310BS | C1         | <b>T-10</b> |
|           | 12     | 4.M312BS | C1         |             |
|           | 16     | 4.M316BS | C1         |             |

| DIAMETER  | LENGTH | PART NO. | PRICE CODE | DRIVER SIZE |
|-----------|--------|----------|------------|-------------|
| <b>M4</b> | 10     | 4.M410BS | B8         | <b>T-15</b> |
|           | 12     | 4.M412BS | B8         |             |
|           | 16     | 4.M416BS | B8         |             |
|           | 20     | 4.M420BS | C1         |             |
|           | 25     | 4.M425BS | C3         |             |

| DIAMETER  | LENGTH | PART NO. | PRICE CODE | DRIVER SIZE |
|-----------|--------|----------|------------|-------------|
| <b>M5</b> | 12     | 4.M512BS | C6         | <b>T-25</b> |
|           | 16     | 4.M516BS | C6         |             |
|           | 20     | 4.M520BS | C8         |             |
|           | 25     | 4.M525BS | D1         |             |
|           | 30     | 4.M530BS | D3         |             |

| DIAMETER  | LENGTH | PART NO. | PRICE CODE | DRIVER SIZE |
|-----------|--------|----------|------------|-------------|
| <b>M6</b> | 12     | 4.M612BS | D1         | <b>T-27</b> |
|           | 16     | 4.M616BS | D1         |             |
|           | 20     | 4.M620BS | D1         |             |
|           | 25     | 4.M625BS | D5         |             |
|           | 30     | 4.M630BS | D8         |             |
|           | 40     | 4.M640BS | D9         |             |



## FLAT HEAD/MACHINE SCREW

IFI STANDARDS  
1 8 - 8 STAINLESS STEEL

| DIAMETER  | LENGTH | PART NO. | PRICE CODE | DRIVER SIZE |
|-----------|--------|----------|------------|-------------|
| <b>M3</b> | 6      | 4.M36FS  | B4         | <b>T-10</b> |
|           | 8      | 4.M38FS  | C1         |             |
|           | 10     | 4.M310FS | C1         |             |
|           | 12     | 4.M312FS | C1         |             |
|           | 16     | 4.M316FS | C1         |             |

| DIAMETER    | LENGTH | PART NO.  | PRICE CODE | DRIVER SIZE |
|-------------|--------|-----------|------------|-------------|
| <b>M3.5</b> | 8      | 4.M358FS  | C3         | <b>T-15</b> |
|             | 10     | 4.M3510FS | C3         |             |
|             | 12     | 4.M3512FS | C3         |             |
|             | 20     | 4.M3520FS | C3         |             |
|             | 25     | 4.M3525FS | C3         |             |
|             | 30     | 4.M3530FS | C3         |             |

| DIAMETER  | LENGTH | PART NO. | PRICE CODE | DRIVER SIZE |
|-----------|--------|----------|------------|-------------|
| <b>M4</b> | 8      | 4.M48FS  | C8         | <b>T-20</b> |
|           | 10     | 4.M410FS | C8         |             |
|           | 12     | 4.M412FS | C8         |             |
|           | 16     | 4.M416FS | C8         |             |
|           | 20     | 4.M420FS | C8         |             |
|           | 25     | 4.M425FS | C8         |             |
|           | 35     | 4.M435FS | C8         |             |

| DIAMETER  | LENGTH | PART NO. | PRICE CODE | DRIVER SIZE |
|-----------|--------|----------|------------|-------------|
| <b>M5</b> | 12     | 4.M512FS | D2         | <b>T-25</b> |
|           | 16     | 4.M516FS | D2         |             |
|           | 20     | 4.M520FS | D2         |             |
|           | 25     | 4.M525FS | D2         |             |
|           | 35     | 4.M535FS | D2         |             |

| DIAMETER  | LENGTH | PART NO. | PRICE CODE | DRIVER SIZE |
|-----------|--------|----------|------------|-------------|
| <b>M6</b> | 12     | 4.M612FS | D9         | <b>T-30</b> |
|           | 20     | 4.M620FS | D9         |             |
|           | 25     | 4.M625FS | D9         |             |
|           | 40     | 4.M640FS | D9         |             |

**QUANTITY DISCOUNTS ON METRIC SNAKE EYES® AND METRIC TORX®**  
(Per Size) At 1m screws: less 10% • At 5m screws: less 20% • At 10m screws: less 30% • At 15m: Call for quote

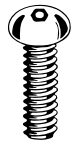


FOR ADDITIONAL INFORMATION LOG ON TO [WWW.TAMPERPROOF.COM](http://WWW.TAMPERPROOF.COM)

**TAMPERPROOF**  
SCREW CO., INC. OF NEW YORK



# METRIC SOCKET SECURITY



## BUTTON HEAD/CAP SCREWS

1 8 - 8 STAINLESS STEEL

| DIAMETER  | LENGTH | PART NO. | PRICE CODE | DRIVER SIZE |
|-----------|--------|----------|------------|-------------|
| <b>M3</b> | 6      | 6.M36BS  | A9         | <b>M2</b>   |
|           | 10     | 6.M310BS | A9         |             |
|           | 16     | 6.M316BS | A9         |             |

| DIAMETER  | LENGTH | PART NO. | PRICE CODE | DRIVER SIZE |
|-----------|--------|----------|------------|-------------|
| <b>M4</b> | 10     | 6.M410BS | B8         | <b>M25</b>  |
|           | 12     | 6.M412BS | B8         |             |
|           | 16     | 6.M416BS | B8         |             |
|           | 20     | 6.M420BS | B8         |             |
|           | 25     | 6.M425BS | B8         |             |

| DIAMETER  | LENGTH | PART NO. | PRICE CODE | DRIVER SIZE |
|-----------|--------|----------|------------|-------------|
| <b>M5</b> | 12     | 6.M512BS | B8         | <b>M3</b>   |
|           | 16     | 6.M516BS | B8         |             |
|           | 20     | 6.M520BS | C1         |             |
|           | 25     | 6.M525BS | C2         |             |
|           | 30     | 6.M530BS | C6         |             |

| DIAMETER  | LENGTH | PART NO. | PRICE CODE | DRIVER SIZE  |
|-----------|--------|----------|------------|--------------|
| <b>M6</b> | 12     | 6.M612BS | B8         | <b>5/32"</b> |
|           | 16     | 6.M616BS | C2         |              |
|           | 20     | 6.M620BS | C5         |              |
|           | 40     | 6.M640BS | D1         |              |



## FLAT HEAD/CAP SCREW

1 8 - 8 STAINLESS STEEL

| DIAMETER  | LENGTH | PART NO. | PRICE CODE | DRIVER SIZE |
|-----------|--------|----------|------------|-------------|
| <b>M3</b> | 8      | 6.M38FS  | B4         | <b>M2</b>   |
|           | 10     | 6.M310FS | B4         |             |

| DIAMETER  | LENGTH | PART NO. | PRICE CODE | DRIVER SIZE |
|-----------|--------|----------|------------|-------------|
| <b>M4</b> | 10     | 6.M410FS | B8         | <b>M25</b>  |
|           | 12     | 6.M412FS | B8         |             |
|           | 16     | 6.M416FS | B8         |             |
|           | 20     | 6.M420FS | B8         |             |
|           | 25     | 6.M425FS | B8         |             |

| DIAMETER  | LENGTH | PART NO. | PRICE CODE | DRIVER SIZE |
|-----------|--------|----------|------------|-------------|
| <b>M5</b> | 12     | 6.M512FS | C6         | <b>M3</b>   |
|           | 16     | 6.M516FS | C6         |             |
|           | 20     | 6.M520FS | C6         |             |
|           | 25     | 6.M525FS | C6         |             |
|           | 30     | 6.M530FS | C6         |             |

| DIAMETER  | LENGTH | PART NO. | PRICE CODE | DRIVER SIZE  |
|-----------|--------|----------|------------|--------------|
| <b>M6</b> | 16     | 6.M616FS | D1         | <b>5/32"</b> |
|           | 20     | 6.M620FS | D1         |              |
|           | 25     | 6.M625FS | D1         |              |
|           | 30     | 6.M630FS | D1         |              |
|           | 40     | 6.M640FS | D1         |              |

## STANDARD TORX®



## STANDARD TORX® NON-SECURITY PAN HEAD/SHEET METAL SCREWS

TYPE AB, 1 8 - 8 STAINLESS STEEL

| DIAMETER  | LENGTH | PART NO.  | PRICE CODE | DRIVER SIZE |
|-----------|--------|-----------|------------|-------------|
| <b>#8</b> | 1/2    | 7.8AB12PS | A8         | <b>T-20</b> |
|           | 3/4    | 7.8AB34PS | A9         |             |
|           | 1      | 7.8A1PS   | B2         |             |
|           | 1-1/4  | 7.8A114PS | B7         |             |

| DIAMETER   | LENGTH | PART NO.    | PRICE CODE | DRIVER SIZE |
|------------|--------|-------------|------------|-------------|
| <b>#10</b> | 1/2    | 7.10AB12PS  | B1         | <b>T-25</b> |
|            | 3/4    | 7.10AB34PS  | B4         |             |
|            | 1      | 7.10AB1PS   | B6         |             |
|            | 1-1/4  | 7.10AB114PS | C2         |             |
|            | 1-1/2  | 7.10AB112PS | C3         |             |



**ALL PRICES PER 100**

See pages 30 and 33 for matching tools.

**TAMPERPROOF**  
SCREW CO., INC. OF NEW YORK

TO ORDER CALL 516-931-1616 OR FAX 516-931-1654

Manufacturers of Snake Eyes®

